



- Large temperature range of use
- High mechanical impact and shock resistance
- Perfect protection against penetration of liquids and dusts
- 3D data for download on the website

E3

MY R. STAHL 8581E



The R. STAHL Series 8581/12 plugs for Zone 1/21 are 4- or 5-pole versions up to 125 A. They can be plugged and unplugged simply and easily thanks to floating pins. The pivoting strain relief makes it easier to install the cable. Self-cleaning and corrosion-free plug pins made from high-quality materials ensure optimum electrical contact.

	IECEX / ATEX					
Zone	0	1	2	20	21	22
Installation in		•	•		•	•

Selection Table								
Product description		125 A plug						
Figure	Detailed number of poles	Coding (clock hour position)	AC rated operational voltage	Colour code	Frequency range	Product Type	Art. No.	Weight
	3 P + N + PE	6	200/346 ... 240/415 V AC	Red	50 / 60 Hz	8581/12-506	277862	1.37 kg
		7	277/480 ... 288/500 V AC	Black	50 / 60 Hz	8581/12-507	277863	1.37 kg
	3 P + PE	5	600 ... 690 V AC	Black	50 / 60 Hz	8581/12-405	277867	1.27 kg
		6	380 ... 415 V AC	Red	50 / 60 Hz	8581/12-406	277864	1.27 kg
		7	480 ... 500 V AC	Black	50 / 60 Hz	8581/12-407	277865	1.27 kg
		9	200 ... 250 V AC	Blue	50 / 60 Hz	8581/12-409	277866	1.27 kg

Technical Data	
Explosion Protection	
Area of application	European Union (ATEX) IECEX China (CQST)
Area of application Note	Other country markings available on request
IECEX gas explosion protection	Ex db eb IIC T6 ... T5 Gb
IECEX dust explosion protection	Ex tb IIIC T65 °C / T85 °C Db
ATEX gas explosion protection	Ⓔ II 2 G Ex db eb IIC T6 ... T5 Gb
ATEX dust explosion protection	Ⓔ II 2 D Ex tb IIIC T65 °C / T85 °C Db
Certificates	ATEX (PTB), Brazil (ULB), China (CQST), IECEX (PTB), Korea (KGS), Taiwan (ITRI)
Declaration of conformity	ATEX (EGK), China (CCC)

Technical Data

Electrical Data

Rated operational current max. 125 A

Ambient Conditions

Ambient temperature -45 °C to +60 °C

Notes For further information, see the operating instructions.

Mechanical Data

Degree of protection IP (IEC 60529) IP66

IP degree of protection (IEC 60079) IP66

Enclosure material Polyamide

Silicone-free No

Finely stranded connection cross-section 1 x 2.5 mm² ... 1 x 35 mm²

Impact strength (IEC 60079) 7 J

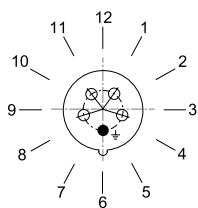
Impact strength (IEC 62262) IK10

Components

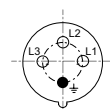
Cable diameter 30 – 45 mm

Arrangement of earth contact sleeves

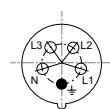
Position of clock hour position
Example: 6 h position



Arrangement of contact pins and terminal markings



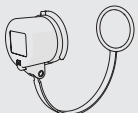
3 P + PE



3 P + N + PE

Arrangement of contact pins and terminal markings in the 6 h position
(view from the front side)

Accessories

Figure	Description	Art. No.	Weight
	Protective cap for Series 8581 plug 4/5-pole	153730	120 g

Dimensional Drawings (All Dimensions in mm [inches]) – Subject to Alterations

E3

